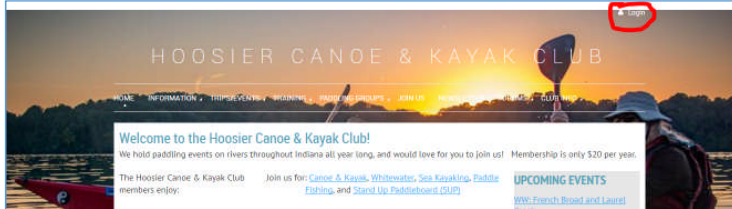


Forgot Your Password

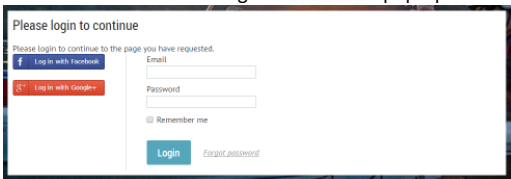
If you forget your password, it's easy and quick to reset it.

1) Set your Account Password:

- Go to the HCKC Web Site at www.hoosiercanoecub.org.
- Click on "Log In" in the upper, right corner of the HCKC Home Page which is circled in red on the picture below.

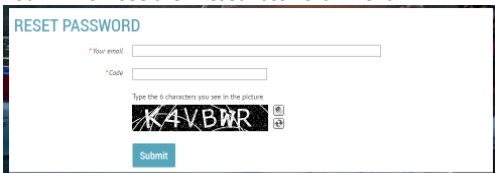


- You now see the "Please login to continue" pop-up menu.



Select "Forgot Password" at the bottom of this menu which is located next to "Login". You may need to do this if you have forgotten your password or if you have not set a password yet.

- You will now see the "Reset Password" menu.



Enter the e-mail address that the HCKC uses for your e-mail, fill in the "code" prompt with the 6 characters in the picture, and then click on "Submit".

- Wild Apricot will send you an e-mail. Open the e-mail. Click on the link in this e-mail. If the link does not open in your browser- please highlight the link and copy it from this e-mail and then paste it into the address line of your web browser.
- You will now see the "Reset your Password" menu. Make up a password and enter it in both boxes in this menu and then select "Set New Password".
- You're set your password but you're only halfway done!**

2) Login to the HCKC Web Site:

- Go to: www.hoosiercanoecub.org
- Click on "Log In" in the upper, right corner of the HCKC Home Page.
- Fill in your e-mail address and the password that you just made up.

You're ready to go.